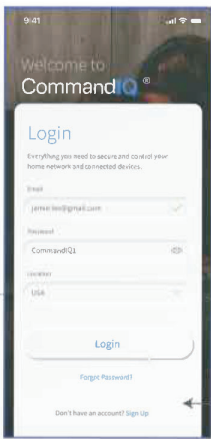


# Get Started with the CommandIQ App

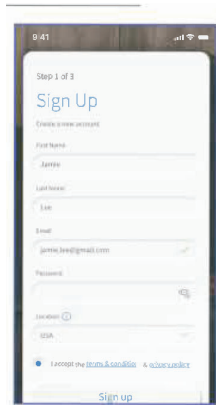
The app allows you to easily manage your home or small business Wi-Fi network within minutes. Download the app and take control of your Wi-Fi network today!

**1** Download the app. You can search either the Apple App Store or Google Play Store for 'CommandIQ', then install it on your mobile device.




**2** Select "Sign Up" towards the bottom of the screen.

**3** Enter your personal information. The password you enter here will be used to access the app.



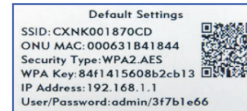
**4** Select "Yes" to continue.



**5** Tap the QR code that appears within the app. (You will be asked to allow access to your camera.) Point your camera at the QR Code found on the bottom of your wifi equipment.

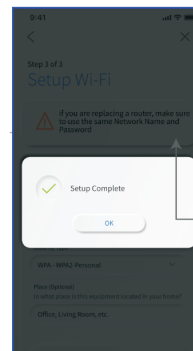
(Example shown below. You may need to remove the base from the bottom of the equipment to see the code.)

Select ok.



**6** Tap "Click here to skip" since your Wi-Fi is already working.

Click "Submit" and you're done!



Need help?  
Call 800-846-3426

